



टीएचडीसी इंडिया लिमिटेड
THDC INDIA LIMITED
CIN: U45203UR1988GOI009822



No. THDC/RKSH/CS/F-200/BSE-NSE

Date: 10.08.2022

BSE Limited	National Stock Exchange of India Limited
Floor 25, Phiroze Jeejeebhoy Towers, Dalal Street, Mumbai – 400001	Exchange Plaza, Bandra Kurla Complex, Bandra (East), Mumbai- 400051

Sub: Submission of Financial Result along with Limited Review Report for the quarter ended June 30, 2022

Dear Sir/ Madam,

We are enclosing the Financial Results (Standalone & Consolidated) along with Limited Review Report for the quarter ended June 30, 2022 in the prescribed format as required under Regulation 52 of SEBI (LODR) Regulations 2015. The Results have been reviewed by the Audit Committee of the company and approved by the Board of Directors in their respective meetings held on August 10, 2022.

The information as required under Regulation 52(4) of the SEBI (LODR) Regulations, 2015 and asset cover certificate by the Statutory Auditor with respect to listed non-convertible debt securities of the company as on June 30, 2022 in terms of Regulation 54 is also submitted herewith.

Further, as per Reg 52(7) of SEBI (LODR), 2015 confirmation regarding submission of utilization certificate is also attached herewith.

The submitted information shall also be hosted on the THDC's website.

Thanking you

For THDC INDIA LIMITED

(Rashmi Sharma)

Company secretary & Compliance Officer

CC:

Vistra ITCL (India) Limited - Debenture Trustee

प्रधान कार्यालय : गंगा भवन, प्रगतिपुरम, बाई पास रोड, ऋषिकेश-249 201

Corporate Office : GANGA BHAWAN, PRAGATIPURAM, BYPASS ROAD, RISHIKESH - 249201

पंजीकृत कार्यालय :- भागीरथी भवन (टॉप टेरिस) भागीरथीपुरम, टिहरी - गढ़वाल - 249201

Regd. Office : Bhagirathi Bhawan (Top Terrace), Bhagirathipuram, Tehri-garhwal-249001

टेलीफैक्स- 0135-2439463, Telefax : 0135-2439463, Website Address : www.thdc.gov.in

("हिन्दी को राजभाषा बनाना, भाषा का प्रश्न नहीं अपितु देशभियान का प्रश्न है")

S.N.KAPUR & ASSOCIATES

CHARTERED ACCOUNTANTS

HEAD OFF: M-5 GOLE MARKET, MAHANAGAR, LUCKNOW- 226006

Phone Nos.(off) : 4016231 | Mobile: 9839011549, 9415011673 , 9839211549

INDEPENDENT AUDITORS' LIMITED REVIEW REPORT ON THE UNAUDITED STANDALONE FINANCIAL RESULTS FOR THE QUARTER ENDED 30 JUNE 2022

To,
The Board of Directors,
THDC India Limited

We have reviewed the accompanying statement of Unaudited Standalone Financial Results of **THDC India Limited** for the period ended 30th June 2022. This statement is the responsibility of the Company's Management and has been approved by the Board of Directors. Our responsibility is to issue a report on these Standalone Financial Statement based on our review.

We conducted our review of the Statement in accordance with the Standard on Review Engagements (SRE) 2410, "Review of Interim Financial Information Performed by the Independent Auditor of the Entity", issued by the Institute of Chartered Accountants of India. This standard required that we plan and perform the review to obtain moderate assurance as to whether the financial statements are free of material misstatement. A review is limited primarily to inquire of company personnel and analytical procedures applied to financial data and thus provided less assurance than an audit. We have not performed an audit and accordingly, we do not express an audit opinion.

Based on our review conducted as above, nothing has comes to our attention that causes us to believe that the accompanying statement of unaudited standalone financial results prepared in accordance with applicable Accounting Standards and other recognized accounting practices and policies has not disclosed the information required to be disclosed in terms of Regulation 52 of the SEBI (Listing Obligations and Disclosure Requirements) Regulations, 2015 including the manner in which it is to be disclosed, or that it contains any material misstatement.

For S.N.KAPUR & ASSOCIATES


Chartered Accountants

Firm's ICAI Reg. No. 001545C

(CA. AVICHAL SN. KAPUR)

Partner

M.No.: 400460



Place: Lucknow

Date: 10.08.2022

UDIN: 22400460A O SSL G 36 83

THDC INDIA LIMITED
STANDALONE STATEMENT OF ASSETS AND LIABILITIES AS AT 30.06.2022

Sl.No.	Particulars	Amount In Crore ₹		
		As at 30.06.2022 (Unaudited)	As at 30.06.2021 (Unaudited)	As at 31.03.2022 (Audited)
A	ASSETS			
1	Non-Current Assets			
	(a) Property, Plant and Equipment	6,266.30	6,482.25	6,343.47
	(b) Right of Use Assets	407.24	405.40	411.72
	(c) Other Intangible Assets	0.21	0.29	0.25
	(d) Capital work-in- progress	10,297.60	6,871.16	9,447.39
	(e) Financial Assets			
	(i) Investment in Subsidiary Co.	14.80	7.40	14.80
	(ii) Loans	35.39	37.37	36.12
	(iii) Advances	-	-	-
	(iv) Others	4.00	-	-
	(f) Deferred Tax Assets (Net)	827.81	854.20	836.29
	(g) Non Current Tax Assets Net	47.16	32.49	43.21
	(h) Other Non-Current Assets	2,127.24	1,934.12	2,042.24
	Sub-Total- Non-Current Assets	20,027.75	16,624.68	19,175.49
2	Current Assets			
	(a) Inventories	38.34	34.59	40.94
	(b) Financial Assets			
	(i) Trade Receivables	694.88	1,112.46	723.72
	(ii) Cash and Cash Equivalents	76.47	55.38	87.77
	(iii) Bank Balances other than (ii) above	-	0.14	-
	(iv) Loans	9.65	9.33	9.59
	(v) Advances	8.90	10.05	8.89
	(vi) Others	867.62	763.24	849.21
	(c) Current Tax Assets (Net)	61.33	68.29	60.82
	(d) Other Current Assets	18.28	17.15	42.78
	Sub-Total-Current Assets	1,775.47	2,070.63	1,823.72
3	Regulatory Deferral Account Debit Balance	138.56	178.21	98.69
	Total Assets	21,941.78	18,873.52	21,097.90
B	EQUITY AND LIABILITIES			
1	Equity			
	(a) Equity Share Capital	3,665.88	3,665.88	3,665.88
	(b) Other Equity	6,699.81	6,298.69	6,640.27
	Total Equity	10,365.69	9,964.57	10,306.15
2	Liabilities			
(i)	Non-Current Liabilities			
	(a) Financial Liabilities			
	(i) Borrowings	7,218.89	4,929.60	6,653.98
	(ia) Lease Liabilities	29.32	8.99	29.99
	(ii) Non current Financial Liabilities	174.87	29.23	162.40
	(b) Other Non Current Liabilities	841.77	795.17	816.23
	(c) Provisions	176.42	190.05	176.46
	Sub-Total-Non-Current Liabilities	8,441.27	5,953.04	7,839.06
(ii)	Current Liabilities			
	(a) Financial Liabilities			
	(i) Borrowings	1,485.82	1,355.93	1,352.73
	(ia) Lease Liabilities	4.36	3.46	4.17
	(ii) Trade Payables			
	A. Total outstanding dues of micro enterprises and small enterprises	0.74	0.21	0.60
	B. Total outstanding dues of creditors other than micro enterprises and small enterprises	21.53	14.03	27.34
	(iii) Others	705.52	588.91	616.44
	(b) Other Current Liabilities	77.64	127.30	87.59
	(c) Provisions	332.48	332.97	348.62
	(d) Current Tax Liabilities (Net)	-	-	-
	Sub-Total-Current Liabilities	2,628.09	2,422.81	2,437.49
3	Regulatory Deferral Account Credit Balance	506.73	533.10	515.20
	TOTAL EQUITY AND LIABILITIES	21,941.78	18,873.52	21,097.90



For and on Behalf of Board of Directors


(J. Behera)
Director
DIN: 08536589

THDC INDIA LIMITED
STATEMENT OF UNAUDITED STANDALONE FINANCIAL RESULTS FOR THE QUARTER ENDED 30.06.2022

Amount In Crore ₹

Sl. No.	Particulars	Quarter ended			Year ended
		30.06.2022	31.03.2022	30.06.2021	31.03.2022
		(Unaudited)	(Audited)	(Unaudited)	(Audited)
1	2	3	4	6	
1	Income				
	(a) Revenue from Continuing Operations	314.62	441.43	278.95	1,921.49
	(b) Other Income	19.33	17.32	37.32	305.85
	Deferred Revenue on account of Irrigation Component	5.05	3.99	4.69	16.24
	Less: Depreciation on Irrigation Component	(5.05)	(3.99)	(4.69)	(16.24)
	Total Revenue (a+b)	333.95	458.75	316.27	2,227.34
2	Expenses				
	(a) Employee Benefits Expense	77.87	134.61	68.28	354.11
	(b) Finance Costs	69.95	33.21	40.18	134.11
	(c) Depreciation & Amortisation	73.94	80.18	80.97	302.65
	(d) Generation Administration and Other Expenses	79.41	88.44	74.16	287.06
	(e) Provision for Bad Doubtful Debts, CWIP and Stores & Spares	-	-	-	-
	Total Expenses (a+b+c+d+e)	301.17	336.44	263.59	1,077.93
3	Profit before Regulatory Deferral Account Balances, Exceptional items and Tax	32.78	122.31	52.68	1,149.41
	Exceptional items- (Income)/Expenses-Net	-	-	-	-
	Profit before Tax and Regulatory Deferral Account Balances	32.78	122.31	52.68	1,149.41
4	Tax Expenses:				
	(a) Current Tax (Income Tax)	5.86	10.10	9.12	189.34
	(b) Deferred Tax - (Asset)/Liability	8.90	(14.53)	17.12	35.57
5	Profit after Tax before Regulatory Deferral Account Balances	18.02	126.74	26.44	924.50
6	Net Movement in Regulatory Deferral Account Balances				
	Income/(Expense)-Net of Tax	39.89	(9.26)	21.14	(29.72)
7	Profit for the Period from Continuing Operations	57.91	117.48	47.58	894.78
8	Other Comprehensive Income/(expense)				
	(i) Items that will not be classified to Profit or Loss:				
	- Re-measurement of the Defined Benefits Plans	1.21	2.80	(0.46)	1.59
	- Deferred Tax on Re-measurements of the Defined Benefit Plans-Deferred Tax Asset/(Liability)	0.42	0.97	0.02	0.55
9	Total Comprehensive Income	59.54	121.25	47.14	896.92
10	Paid-up equity share capital (Face value of share ₹1000/- each)	3,665.88	3,665.88	3,665.88	3,665.88
11	Paid-up debt capital	7,637.42	7,080.61	5,410.23	7,080.61
12	Other equity excluding Revaluation reserve as per balance sheet	6,699.81	6,640.27	6,298.69	6,640.27
13	Net worth	10,365.69	10,306.15	9,964.57	10,306.15
14	Debenture redemption reserve	140.13	128.00	88.62	128.00
15	Earning Per Share (of ₹ 1000/-each)				
	EPS including net movement in Reg. Deferral Account-Basic & Diluted	15.80	32.04	12.98	244.08
	EPS including net movement in Reg. Deferral Account-Diluted	15.80	32.04	12.98	244.08
	EPS excluding net movement in Reg. Deferral Account-Basic & Diluted	4.92	34.57	7.21	252.19
	EPS excluding net movement in Reg. Deferral Account-Diluted	4.92	34.57	7.21	252.19



For and on Behalf of Board of Directors

(Signature)
(J. Behera)
Director (Finance)/CFO
DIN: 08536589

THDC INDIA LIMITED
STANDALONE CASH FLOW STATEMENT FOR THE QUARTER ENDED 30.06.2022

Amount In Crore ₹

PARTICULARS	For the Period Ended 30.06.2022 (Unaudited)		For the Period Ended 30.06.2021 (Unaudited)	
A. CASH FLOW FROM OPERATING ACTIVITIES				
Profit Before Exceptional items and Tax		32.78		52.68
Adjustments for:-				
Depreciation	73.94		80.97	
Depreciation- Irrigation Component	5.05		4.69	
Provisions	0.00		0.00	
Advance Against Depreciation	-1.90		-1.90	
Bad Debts Written off	0.00		0.00	
Late Payment Surcharge	-15.01		-34.39	
Finance Cost	69.95		40.18	
(Profit)/ Loss on Sale of Assets	0.02		0.23	
Other Comprehensive Income (OCI)	1.21		-0.46	
Prior Period Adjustments through SOCIE	0.00		0.00	
Net Movement in Regulatory Deferral Account	-39.89		-21.14	
Balance				
Exceptional items	0.00		0.00	
Tax on Net Movement in Regulatory Deferral	-8.45	84.92	-4.47	63.72
Account Balance				
Cash Flow from Operating activities Before Working Capital Changes		117.70		116.40
Adjustment For :-				
Inventories	2.61		0.35	
Trade Receivables	10.55		32.92	
Other Assets	20.81		37.10	
Loans and Advances (Current + Non Current)	-3.79		-5.53	
Minority Interest	0.00		0.00	
Trade Payable and Liabilities	113.37		100.46	
Provisions (Current + Non Current)	-16.18		-8.97	
Net Movement in Regulatory Deferral Account	39.89	167.26	21.14	177.47
Balance				
Cash Generated From Operations		284.96		293.87
Corporate Tax		-5.86		-9.12
Net Cash From Operations (A)		279.10		284.75
B. CASH FLOW FROM INVESTING ACTIVITIES				
Change in:-				
Fixed Assets and CWIP	-847.52		-457.73	
Construction Stores	0.00		0.00	
Profit/ (Loss) on sale of Assets	-0.02		-0.23	
Capital Advances	-85.43		-27.53	
Miscellaneous Expenditure (To the extent adjusted)	0.00		0.00	
Investment in Subsidiary Co.	0.00		0.00	
Net Cash Flow From Investing Activities (B)		-932.97		-485.50
C. CASH FLOW FROM FINANCING ACTIVITIES				
Share Capital (Including Pending Allotment)	0.00		0.00	
Other Capital Reserve	0.00		0.00	
Borrowings- Non Current	564.91		-84.62	
Borrowings- Current	-8.10		-217.88	
Lease Liability	-0.48		0.60	
Interest on loans	-69.95		-40.18	
Late Payment Surcharge	15.01		34.39	
Dividend & Tax on Dividend	0.00		0.00	
Net Cash Flow From Financing Activities (C)		501.39		-309.10
D. NET CASH FLOW DURING THE YEAR (A+B+C)		-152.48		-509.85
E. OPENING CASH & CASH EQUIVALENTS		-838.33		725.08
F. CLOSING CASH & CASH EQUIVALENTS(D+E)		-990.81		-284.77

Note

1. Previous year's figures have been Regrouped / Rearranged / Recast wherever necessary.



For and on Behalf of Board of Directors

(J. Bohra)
Director (Finance)/CFO
DIN: 08536589

THDC INDIA LIMITED

Additional disclosures as per Clause 52(4) of SEBI(LODR) Regulations, 2015 on STANDALONE STATEMENT OF FINANCIAL RESULTS FOR THE QUARTER ENDED 30.06.2022

Amount In Crore ₹

Sl. No.	Particulars	Quarter ended		Year ended	
		30.06.2022	31.03.2022	30.06.2021	31.03.2022
		(Unaudited)	(Audited)	(Unaudited)	(Audited)
1	2	3	4	5	6
a	Debt Equity Ratio	0.84	0.78	0.63	0.78
b	Debt Service Coverage Ratio	1.13	1.39	0.96	1.98
c	Interest Service Coverage Ratio	2.88	6.95	4.20	9.93
d	Outstanding redeemable preference shares	-	-	-	-
e	Debenture Redemption Reserve	140.13	128.00	88.62	128.00
f	Net worth	10,365.69	10,306.15	9,964.57	10,306.15
g	Net Profit after tax	57.91	117.48	47.58	894.78
h	Earnings per share	15.80	32.04	12.98	244.08
i	Current Ratio	0.68	0.75	0.85	0.75
j	Long term debt to working Capital	-17.59	-37.84	42.12	-37.84
k	Bad debts to account receivable	0.00	0.00	0.00	0.00
l	Current Liability Ratio	0.23	0.23	0.27	0.23
m	Total debts to total assets	0.40	0.38	0.33	0.38
n	Debtors turnover	0.44	0.69	0.25	2.04
o	Inventory turnover	7.94	11.80	8.02	50.65
p	Operating margin	32.65%	35.23%	33.29%	66.80%
q	Net profit margin	18.40%	26.61%	17.06%	46.57%

Ratios have been computed as follows:

(a) Debt equity ratio : Total debt / Shareholder's Equity

Total debt : Non current borrowings (incl. current maturities of non current borrowings) + Current Borrowings
Shareholder's Equity : Equity share capital + Other equity

(b) Debt Service Coverage Ratio : Earnings available for Debt Service / Debt Service

Earnings available for Debt Service : Net Profit after Taxes + Depreciation & Amortisation Exp + Finance Cost + Exceptional Items

Debt service : Interest on debt + Lease Payments + Principal repayments of long term debt

(c) Interest Service Coverage Ratio : (Net Profit after Taxes + Depreciation & Amortisation Exp + Finance Cost + Exceptional Items) / Interest on debt

(i) Current Ratio : Current Assets / Current Liabilities

(j) Long term debt to working Capital : Long term debt (incl. current maturities of borrowings) / Working capital

(k) Bad debts to account receivable : Bad debts / Average Account Receivables

(l) Current Liability Ratio : Current liabilities / Total liabilities (excl. total equity)

(m) Total debts to total assets : Total debt / Total Assets

Total debt : Long term borrowings (incl. current maturities of long term borrowings) + short term borrowings

(n) Debtors turnover : Revenue from Operations / Average trade receivables

(o) Inventory turnover : Revenue from Operations / Average Inventory

(p) Operating margin : (Total Revenue - Employees Benefit Expenses - Depreciation & Amortisation - Generation, Administration & Other Expenses - Provisions) / Revenue from Operations

(q) Net profit margin : Net Profit / Net Sales



For and on Behalf of Board of Directors

(J. Behera)

Director (Finance)/CFO

DIN: 08536589

Notes to Standalone Financial Results:


1. The above standalone financial results for the period ended 30.06.2022 have been reviewed by the Audit Committee of the Board of Directors in their meeting held on 10.08.2022 and approved by the Board of Directors in the meeting held on 10.08.2022.
2. These standalone financial results have been reviewed by Statutory Auditors as required under Regulation 52 of the Securities and Exchange Board of India (Listing Obligations and Disclosure Requirements) Regulations, 2015, as amended.
3. (i) The CERC notified the Central Electricity Regulatory Commission (Terms and Conditions of Tariff) Regulations, 2019 vide Notification dated 7th March 2019 for determination of tariff for the tariff period 2019-2024. THDCIL has filed tariff petitions before the Hon'ble CERC for Tehri HPP (1000 MW) & Koteshwar HEP (400 MW) for determination of Tariff for the period 2019-24. Pending tariff determination for 2019-24, sales revenue for current financial year has been recognized based on Audited & Certified AFCs of FY 2022-23 worked out as per the principles enunciated in CERC Tariff Regulations, 2019 applicable for the period 2019-24. The amount provisionally billed for the Quarter ended 30th June 2022 is ₹ 341.44 Cr. (PQ ₹ 213.31 Cr).

Sales Revenue for Wind, Solar & Small Hydro Projects etc. has been recognized based on approved tariff as per PPAs. The amount provisionally billed for the Quarter ended 30th June 2022 is ₹ 43.29 Cr. (PQ ₹ 34.39 Cr.).

(ii) Sales for the Quarter ended 30th June 2022 have been provisionally recognized at ₹ 314.62 Cr. (PQ ₹ 278.95 Cr.).
4. For all secured bonds issued by the Company, 100% security cover is maintained for outstanding bonds as per the terms of Private Placement Offer Letter.
5. Previous period figures have been reclassified/regrouped wherever considered necessary.



For and on Behalf of Board of Directors


(J. Behera)
Director (Finance)/CFO
DIN: 08536589

S.N.KAPUR & ASSOCIATES

CHARTERED ACCOUNTANTS

HEAD OFF: M-5 GOLE MARKET, MAHANAGAR, LUCKNOW- 226006
Phone Nos.(off) : 4016231 | Mobile: 9839011549, 9415011673 , 9839211549

INDEPENDENT AUDITORS' LIMITED REVIEW REPORT ON THE UNAUDITED CONSOLIDATED FINANCIAL RESULTS FOR THE QUARTER ENDED 30 JUNE 2022

To,
**The Board of Directors,
THDC India Limited**

1. We have reviewed the accompanying Statement of Unaudited Consolidated Financial Results of **THDC India Limited** ("the Parent") and its subsidiary (the Holding Company and its subsidiary together referred to as "the Group") for the quarter ended 30th June 2022 attached herewith ("the Statement") being submitted by the Parent pursuant to the requirements of Regulation 52 of the SEBI (Listing Obligations and Disclosure Requirements) Regulations, 2015 as amended ("the Regulations").
2. This Statement, which is the responsibility of the Parent's Management and approved by the Parent's Board of Directors, has been prepared in accordance with the recognition and measurement principles laid down in Indian Accounting Standard 34 "Interim Financial Reporting" ("IND AS 34"), prescribed under Section 133 of the Companies Act, 2013 as amended, read with relevant rules issued there under and other accounting principles generally accepted in India. Our responsibility is to express a conclusion on the Statement based on our review.
3. We conducted our review of the Statement in accordance with the Standard on Review Engagement (SRE) 2410, 'Review of Interim Financial Information Performed by the Independent Auditor of the Entity', issued by the Institute of Chartered Accountants of India. A review of interim financial information consists of making inquiries, primarily of persons responsible for financial and accounting matters, and applying analytical and other review procedures. A review is substantially less in scope than an audit conducted in accordance with Standards on Auditing and consequently does not enable us to obtain assurance that we would become aware of all significant matters that might be identified in an audit. Accordingly, we do not express an audit opinion.
4. The Statement includes the results of the following subsidiary entity:
TUSCO Limited
5. Based on our review conducted and procedures performed as stated in paragraph 3 above, we report that nothing has come to our attention that causes us to believe that the accompanying Statement read with notes thereon, prepared in accordance with the recognition and measurement principles laid down in the aforesaid Indian Accounting Standard specified under Section 133 of the Companies Act, 2013, as amended read with relevant rules issued thereunder and other accounting principles generally accepted



India, has not disclosed the information required to be disclosed in terms of the Regulations, including the manner in which it is to be disclosed, or that it contains any material misstatement.

6. Other Matters:

The unaudited consolidated financial results also include interim financial results/ financial information of 1 subsidiary which has not been reviewed by their auditor, whose interim financial results/ financial information reflect total revenue of Rs. 0.02 crore, total net profit/(loss) after tax of Rs. (0.12) Crore and total comprehensive income/(loss) of Rs. (0.12) crore, for the quarter ended 30.06.2022, as considered in the unaudited consolidated financial results. These un-reviewed interim financial results/financial information have been furnished to us by the Parent's management and our conclusion on the Statement, in so far as it relates to the amounts and disclosures included in respect of aforesaid subsidiary, is based solely on such un-reviewed interim financial results/ financial information. According to information and explanations given to us by the Parent's management, these un-reviewed interim financial results/ financial information of the aforesaid subsidiary included in these unaudited consolidated financial results, are not material to the Group.

Our opinion is not modified in respect of these matters.

For **S.N.KAPUR & ASSOCIATES**

Chartered Accountants

Firm's ICAI Reg. No/001545C

(CA. AVICHAL SN. KAPUR)

Partner

M.No.: 400460



Place: Lucknow


Date: 10.08.2022

UDIN: 22400460 A055UK7964

THDC INDIA LIMITED
CONSOLIDATED STATEMENT OF ASSETS AND LIABILITIES AS AT 30.06.2022

Sl.No.	Particulars	Amount In Crore ₹		
		As at 30.06.2022 (Unaudited)	As at 30.06.2021 (Unaudited)	As at 31.03.2022 (Audited)
A	ASSETS			
1	Non-Current Assets			
	(a) Property, Plant and Equipment	6,266.84	6,482.48	6,343.91
	(b) Right of Use Assets	456.39	405.70	461.53
	(c) Other Intangible Assets	0.24	0.31	0.28
	(d) Capital work-in- progress	10,323.09	6,878.87	9,467.50
	(e) Financial Assets			
	(i) Loans	35.39	37.37	36.12
	(ii) Advances	-	-	-
	(iii) Others	-	-	-
	(f) Deferred Tax Assets (Net)	828.44	854.29	836.80
	(g) Non Current Tax Assets Net	47.16	32.49	43.22
	(h) Other Non-Current Assets	2,128.48	1,934.12	2,042.24
	Sub-Total- Non-Current Assets	20,086.03	16,625.64	19,231.60
2	Current Assets			
	(a) Inventories	38.34	34.59	40.94
	(b) Financial Assets			
	(i) Trade Receivables	694.88	1,112.46	723.72
	(ii) Cash and Cash Equivalents	77.20	60.84	90.33
	(iii) Bank Balances other than (ii) above	-	0.14	-
	(iv) Loans	9.65	9.33	9.59
	(v) Advances	7.35	6.47	6.78
	(vi) Others	867.63	763.24	849.21
	(c) Current Tax Assets (Net)	61.34	68.31	60.83
	(d) Other Current Assets	18.35	17.21	42.84
	Sub-Total-Current Assets	1,774.74	2,072.59	1,824.24
3	Regulatory Deferral Account Debit Balance	138.56	178.21	98.69
	Total Assets	21,999.33	18,876.45	21,154.53
B	EQUITY AND LIABILITIES			
1	Equity			
	(a) Equity Share Capital	3,665.88	3,665.88	3,665.88
	(b) Other Equity	6,698.77	6,298.53	6,639.31
	Total Equity attributable to the owners of the parent	10,364.65	9,964.41	10,305.19
	Non-controlling interests	4.83	2.54	4.87
	Total-Equity	10,369.48	9,966.96	10,310.06
2	Liabilities			
(i)	Non-Current Liabilities			
	(a) Financial Liabilities			
	(i) Borrowings	7,218.89	4,929.60	6,653.98
	(ia) Lease Liabilities	78.25	9.27	77.77
	(ii) Non current Financial Liabilities	174.87	29.23	162.40
	(b) Other Non Current Liabilities	842.27	795.17	816.73
	(c) Provisions	176.42	190.05	176.46
	Sub-Total-Non-Current Liabilities	8,490.70	5,953.31	7,887.34
(ii)	Current Liabilities			
	(a) Financial Liabilities			
	(i) Borrowings	1,485.82	1,355.93	1,352.73
	(ia) Lease Liabilities	8.10	3.51	7.91
	(ii) Trade Payables			
	A. Total outstanding dues of micro enterprises and small enterprises	0.74	0.21	0.60
	B. Total outstanding dues of creditors other than micro enterprises and small enterprises	21.53	14.03	27.34
	(iii) Others	705.70	589.09	616.96
	(b) Other Current Liabilities	78.03	127.31	87.75
	(c) Provisions	332.50	333.00	348.64
	(d) Current Tax Liabilities (Net)	-	-	-
	Sub-Total-Current Liabilities	2,632.42	2,423.07	2,441.93
3	Regulatory Deferral Account Credit Balance	506.73	533.10	515.20
	TOTAL EQUITY AND LIABILITIES	21,999.33	18,876.45	21,154.53

For and on Behalf of Board of Directors


(J. Behera)
Director (Finance)/CFO
DIN: 08536589



THDC INDIA LIMITED
STATEMENT OF UNAUDITED CONSOLIDATED FINANCIAL RESULTS FOR THE QUARTER ENDED 30.06.2022

Amount In Crore ₹

Sl. No.	Particulars	Quarter ended		Year ended	
		30.06.2022	31.03.2022	30.06.2021	31.03.2022
		(Unaudited)	(Audited)	(Unaudited)	(Audited)
1	2	3	4	5	6
1	Income				
	(a) Revenue from Continuing Operations	314.62	441.43	278.95	1,921.49
	(b) Other Income	19.35	17.33	37.37	305.95
	Deferred Revenue on account of Irrigation Component	5.05	3.99	4.69	16.24
	Less: Depreciation on Irrigation Component	(5.05)	(3.99)	(4.69)	(16.24)
	Total Revenue (a+b)	333.97	458.76	316.32	2,227.44
2	Expenses				
	(a) Employee Benefits Expense	78.13	136.15	68.28	355.65
	(b) Finance Costs	69.95	33.21	40.18	134.11
	(c) Depreciation & Amortisation	73.94	80.18	80.97	302.65
	(d) Generation Administration and Other Expenses	79.41	88.47	74.16	287.09
	(e) Provision for Bad Doubtful Debts, CWIP and Stores & Spares	-	-	-	-
	Total Expenses (a+b+c+d+e)	301.43	338.01	263.59	1,079.50
3	Profit before Regulatory Deferral Account Balances, Exceptional items and Tax	32.54	120.75	52.73	1,147.94
	Exceptional items- (Income)/Expenses-Net	-	-	-	-
	Profit before Tax and Regulatory Deferral Account Balances	32.54	120.75	52.73	1,147.94
4	Tax Expenses:				
	(a) Current Tax (Income Tax)	5.86	10.10	9.12	189.34
	(b) Deferred Tax - (Asset)/Liability	8.78	(14.96)	17.12	35.14
5	Profit after Tax before Regulatory Deferral Account Balances	17.90	125.61	26.49	923.46
6	Net Movement in Regulatory Deferral Account Balances				
	Income/(Expense)-Net of Tax	39.89	(9.26)	21.14	(29.72)
7	Profit for the Period from Continuing Operations	57.79	116.35	47.63	893.74
8	Other Comprehensive Income/(expense)				
	(i) Items that will not be classified to Profit or Loss:				
	- Re-measurement of the Defined Benefits Plans	1.21	2.80	(0.46)	1.59
	- Deferred Tax on Re-measurements of the Defined Benefit Plans-Deferred Tax Asset/(Liability)	0.42	0.97	0.02	0.55
9	Total Comprehensive Income	59.42	120.12	47.19	895.88
10	Profit attributable to :				
	Owners of the parent	57.82	116.65	47.62	894.01
	Non-controlling interests	(0.03)	(0.29)	0.01	(0.27)
11	Other Comprehensive Income attributable to :				
	Owners of the parent	1.63	3.76	(0.44)	2.14
	Non-controlling interests	-	-	-	-
12	Total Comprehensive Income attributable to :				
	Owners of the parent	59.45	120.41	47.18	896.15
	Non-controlling interests	(0.03)	(0.29)	0.01	(0.27)
13	Paid-up equity share capital (Face value of share ₹1000/- each)	3,665.88	3,665.88	3,665.88	3,665.88
14	Paid-up debt capital	7,637.42	7,080.61	5,410.23	7,080.61
15	Other equity excluding revaluation reserve as per balance sheet	6,698.77	6,639.31	6,298.53	6,639.31
16	Net worth (Net of NCI)	10,364.65	10,305.20	9,964.41	10,305.20
17	Debenture redemption reserve	140.13	128.00	88.62	128.00
18	Earning Per Share (of ₹ 1000/-each)				
	EPS including net movement in Reg. Deferral Account-Basic & diluted	15.77	31.83	12.99	243.88
	EPS including net movement in Reg. Deferral Account-Diluted	15.77	31.83	12.99	243.88
	EPS excluding net movement in Reg. Deferral Account-Basic & diluted	4.89	34.35	7.22	251.98
	EPS excluding net movement in Reg. Deferral Account-Diluted	4.89	34.35	7.22	251.98



For and on Behalf of Board of Directors

(J. Behera)

Director (Finance)/CFO

DIN: 08536589

THDC INDIA LIMITED
CONSOLIDATED CASH FLOW STATEMENT FOR THE QUARTER ENDED 30.06.2022

Amount in Crore ₹


PARTICULARS	For the Period Ended 30.06.2022 (Unaudited)		For the Period Ended 30.06.2021 (Unaudited)	
A. CASH FLOW FROM OPERATING ACTIVITIES				
Profit Before Exceptional Items and Tax		92.54		52.71
Adjustments for:				
Depreciation	73.94		80.97	
Depreciation- Irrigation Component	5.05		4.69	
Provisions	0.00		0.00	
Advance Against Depreciation	-1.90		-1.90	
Bad Debts Written off	0.00		0.00	
Late Payment Surcharge	-15.01		-34.39	
Finance Cost	69.95		40.18	
(Profit)/ Loss on Sale of Assets	0.02		0.23	
Other Comprehensive Income (OCI)	1.21		-0.46	
Prior Period Adjustments through SOCIE	0.00		0.00	
Net Movement in Regulatory Deferral Account Balance	-39.89		-21.14	
Exceptional items	0.00		0.00	
Tax on Net Movement in Regulatory Deferral Account	-8.45	84.92	-4.47	63.72
Balance				
Cash Flow from Operating activities Before Working Capital Changes		117.46		116.45
Adjustment For :-				
Inventories	2.61		0.35	
Trade Receivables	10.55		32.92	
Other Assets	24.22		37.05	
Loans and Advances (Current + Non Current)	-3.77		-5.54	
Minority Interest	0.03		-0.01	
Trade Payable and Liabilities	113.27		100.04	
Provisions (Current + Non Current)	-16.18		-8.37	
Net Movement in Regulatory Deferral Account Balance	39.89	170.62	21.14	176.98
Cash Generated From Operations		288.08		293.43
Corporate Tax		-5.86		-9.12
Net Cash From Operations (A)		282.22		284.31
B. CASH FLOW FROM INVESTING ACTIVITIES				
Change in:-				
Fixed Assets and CWIP	-852.33		-459.06	
Construction Stores	0.00		0.00	
Profit/ (Loss) on sale of Assets	-0.02		-0.23	
Capital Advances	-86.68		-27.53	
Miscellaneous Expenditure (To the extent adjusted)	0.00		0.00	
Investment in Subsidiary Co.	0.00		0.00	
Net Cash Flow From Investing Activities (B)		-939.03		-486.83
C. CASH FLOW FROM FINANCING ACTIVITIES				
Share Capital (Including Pending Allotment)				
Other Capital Reserve				
Borrowings- Non Current	564.91		-84.62	
Borrowings- Current	-8.10		-217.88	
Lease Liability	0.66		-0.82	
Interest on loans	-69.95		-40.18	
Grants	0.00		0.00	
Late Payment Surcharge	15.01		34.39	
Capital Contribution from Non Controlling Interest	-0.03		0.01	
Dividend & Tax on Dividend	0.00		0.00	
Net Cash Flow From Financing Activities (C)		502.50		-309.10
D. NET CASH FLOW DURING THE YEAR (A+B+C)		-154.31		-511.62
E. OPENING CASH & CASH EQUIVALENTS		-835.77		232.31
F. CLOSING CASH & CASH EQUIVALENTS(D+E)		-990.08		-279.31

Note:

1. Previous year's figures have been Regrouped / Rearranged / Recast wherever necessary.



For and on Behalf of Board of Directors


(J. Behera)
Director (Finance)/CFO
DIN: 08536589

THDC INDIA LIMITED

Additional disclosures as per Clause 52(4) of SEBI(LODR) Regulations, 2015 on CONSOLIDATED STATEMENT OF FINANCIAL RESULTS FOR THE QUARTER ENDED 30.06.2022

Amount In Crore ₹

Sl. No.	Particulars	Quarter ended			Year ended
		30.06.2022	31.03.2022	30.06.2021	31.03.2022
		(Unaudited)	(Audited)	(Unaudited)	(Audited)
1	2		3	4	6
a	Debt Equity Ratio	0.84	0.75	0.63	0.75
b	Debt Service Coverage Ratio	1.13	1.38	0.96	1.97
c	Interest Service Coverage Ratio	2.88	6.92	4.20	9.92
d	Outstanding redeemable preference shares	-	-	-	-
e	Debenture Redemption Reserve	140.13	128.00	88.62	128.00
f	Net worth	10364.65	10305.19	9964.41	10305.19
g	Net Profit after tax	57.79	116.35	47.63	893.74
h	Earnings per share	15.77	31.83	12.99	243.88
i	Current Ratio	0.67	0.75	0.86	0.75
j	Long term debt to working Capital	-17.39	-37.06	41.57	-37.06
k	Bad debts to a/c receivable	0.00	0.00	0.00	0.00
l	Current Liability Ratio	0.23	0.23	0.27	0.23
m	Total debts to total assets	0.40	0.37	0.33	0.37
n	Debtors turnover	0.44	0.69	0.25	2.04
o	Inventory turnover	7.94	11.80	8.02	50.65
p	Operating margin	32.58%	34.88%	33.31%	66.72%
q	Net profit margin	18.37%	26.36%	17.08%	46.51%

Ratios have been computed as follows:

- (a) Debt equity ratio : Total debt / Shareholder's Equity
 Total debt : Non current borrowings (incl. current maturities of non current borrowings) + Current Borrowings
 Shareholder's Equity : Equity share capital + Other equity
- (b) Debt Service Coverage Ratio : Earnings available for Debt Service / Debt Service
 Earnings available for Debt Service : Net Profit after Taxes + Depreciation & Amortisation Exp + Finance Cost + Exceptional Items
 Debt service : Interest on debt + Lease Payments + Principal repayments of long term debt
- (c) Interest Service Coverage Ratio : (Net Profit after Taxes + Depreciation & Amortisation Exp + Finance Cost + Exceptional Items) / Interest on debt
- (i) Current Ratio : Current Assets / Current Liabilities
- (j) Long term debt to working Capital : Long term debt (incl. current maturities of borrowings) / Working capital
- (k) Bad debts to account receivable : Bad debts / Average Account Receivables
- (l) Current Liability Ratio : Current liabilities / Total liabilities (excl. total equity)
- (m) Total debts to total assets : Total debt / Total Assets
 Total debt : Long term borrowings (incl. current maturities of long term borrowings) + short term borrowings
- (n) Debtors turnover : Revenue from Operations / Average trade receivables
- (o) Inventory turnover : Revenue from Operations / Average Inventory
- (p) Operating margin : (Total Revenue - Employees Benefit Expenses - Depreciation & Amortisation - Generation, Administration & Other Expenses - Provisions) / Revenue from Operations
- (q) Net profit margin : Net Profit / Net Sales



For and on Behalf of Board of Directors

(J. Behera)

Director (Finance)/CFO

DIN: 08536589

Notes to Consolidated Financial Results:


1. The above consolidated financial results for the period ended 30.06.2022 have been reviewed by the Audit Committee of the Board of Directors in their meeting held on 10.08.2022 and approved by the Board of Directors in the meeting held on 10.08.2022.
2. These consolidated financial results have been reviewed by Statutory Auditors as required under Regulation 52 of the Securities and Exchange Board of India (Listing Obligations and Disclosure Requirements) Regulations, 2015, as amended.
3. (i) The CERC notified the Central Electricity Regulatory Commission (Terms and Conditions of Tariff) Regulations, 2019 vide Notification dated 7th March 2019 for determination of tariff for the tariff period 2019-2024. THDCIL has filed tariff petitions before the Hon'ble CERC for Tehri HPP (1000 MW) & Koteshwar HEP (400 MW) for determination of Tariff for the period 2019-24. Pending tariff determination for 2019-24, sales revenue for current financial year has been recognized based on Audited & Certified AFCs of FY 2022-23 worked out as per the principles enunciated in CERC Tariff Regulations, 2019 applicable for the period 2019-24. The amount provisionally billed for the Quarter ended 30th June 2022 is ₹ 341.44 Cr. (PQ ₹ 213.31 Cr).

Sales Revenue for Wind, Solar & Small Hydro Projects etc. has been recognized based on approved tariff as per PPAs. The amount provisionally billed for the Quarter ended 30th June 2022 is ₹ 43.29 Cr. (PQ ₹ 34.39 Cr.).

(ii) Sales for the Quarter ended 30th June 2022 have been provisionally recognized at ₹ 314.62 Cr. (PQ ₹ 278.95 Cr.).
4. For all secured bonds issued by the Company, 100% security cover is maintained for outstanding bonds as per the terms of Private Placement Offer Letter.
5. Previous period figures have been reclassified/regrouped wherever considered necessary.



For and on Behalf of Board of Directors


(J. Behera)
Director (Finance)/CFO
DIN: 08536589

S.N.KAPUR & ASSOCIATES

CHARTERED ACCOUNTANTS

HEAD OFF: M-5 GOLE MARKET, MAHANAGAR, LUCKNOW- 226006
Phone Nos.(off) : 4016231 | Mobile: 9839011549, 9415011673 , 9839211549

To,
THDC India Limited,
Corporate Office,
Ganga Bhawan, Bye Pass Road
Rishikesh-249201

SUBJECT: Independent Statutory Auditor's Certificate for asset cover in respect of listed debt securities of THDC India Limited

We understand that THDC India Limited (“the Company”) having its registered office at Bhagirathi Bhawan (Top Terrace), Bhagirathipuram, Tehri Garhwal, Uttarakhand -249001, India is required to obtain a certificate with respect to asset cover in respect of listed debt securities of the Company as on 30th June 2022 in terms of Requirements of Regulation 54 read with regulation 56 (1) (d) of Securities and Exchange Board of India (Listing Obligations and Disclosure Requirements) Regulations, 2015 as amended (“LODR Regulations”) and SEBI (Debenture Trustees) Regulations, 1993 as amended (“DT Regulations”).

Management's Responsibility

The Company's Management is responsible for ensuring that the Company complies with the LODR Regulations and DT Regulations. Further the Company is also responsible to comply with the requirements of Bond Trust deed executed with respective Bond Trustee.

Auditor's Responsibility

Our responsibility is to certify the asset cover in respect of listed debt securities of the Company as on 30th June 2022 based on the unaudited financial statements and as per the format specified in SEBI Circular No. SEBI/HO/MIRSD/CRADT/CIR/P/2020/230 circular dated 12 November 2020.

We conducted our examination in accordance with the Guidance Note on Reports or Certificates for Special Purposes issued by the Institute of Chartered Accountants of India. The Guidance Note requires that we comply with the ethical requirements of the Code of Ethics issued by the Institute of Chartered Accountants of India.

We have complied with the relevant applicable requirements of the Standard on Quality Control (SQC) 1, Quality Control for Firms that Perform Audits and Reviews of Historical Financial Information, and other Assurance and Related Services Engagements.



Opinion

Based on examination of Financial Statements as on 30st June, 2022 and other relevant records / documents provided by THDC India limited, Rishikesh we hereby certify that:

a. The company THDC India Limited, Rishikesh has vide its Board Resolution and information memorandum/ offer document and under various Debenture Trust Deeds, has issued the following listed debt securities:

ISIN	Private Placement/ Public issue	Secured/ Unsecured	Sanctioned Amount (Rs. in Crores)
INE812V07013	Private Placement	Secured	600 Cr.
INE812V07021	Private Placement	Secured	1500 Cr.
INE812V07039	Private Placement	Secured	800 Cr.
INE812V07047	Private Placement	Secured	750 Cr.
INE812V07054	Private Placement	Secured	1200 Cr.

b. Asset Cover for Listed debt securities

i. The financial information as on 30.06.2022 has been extracted from the books of accounts for the period ended 30.06.2022 and other relevant records of the listed entity.

ii. The assets of the company provide sufficient coverage towards interest and principal amount of Corporate Bonds as mentioned below, which is in accordance with the terms of issue/ debenture trust deed (Calculation as per statement of Secured Asset Coverage Ratio for the Secured debt securities attached as Table-I):

S. No.	Particulars	Security Cover (In times)
1.	Corporate Bonds Series-I	1.17
2.	Corporate Bonds Series-II	1.23
3.	Corporate Bonds Series-III	1.60
4.	Corporate Bonds Series-IV	2.01
5.	Corporate Bonds Series-V	2.01



Table – I:

Particulars	Amount (in Rs.) as on 30.06.2022				
	Corporate Bonds Series-I	Corporate Bonds Series-II	Corporate Bonds Series-III	Corporate Bonds Series-IV	Corporate Bond Series - V
Total assets available for secured Debt Securities-- (secured by either pari passu or exclusive charge on assets) (Mention the share of Debt Securities' charge holders)	24,21,52,17,665.22	28,55,51,54,983.22	13,62,08,55,813.43	46,22,02,98,208.57	46,22,02,98,208.57
• Property Plant & Equipment (Fixed Assets) - movable property etc	24,21,52,17,665.22	24,21,52,17,665.22	13,62,08,55,813.43	-	-
• Property Plant & Equipment (CWIP)	-	-	-	46,22,02,98,208.57	46,22,02,98,208.57
• Loans /advances given (net of provisions, NPAs and sell down portfolio), Debt Securities, other credit extended etc	-	-	-	-	-
• Receivables including interest accrued on Term loan/ Debt Securities etc	-	4,33,99,37,318.00	-	-	-
• Investment(s)	-	-	-	-	-
• Cash and cash equivalents and other current/ Non-current assets	-	-	-	-	-
Total borrowing through issue of secured Debt Securities (secured by either pari passu or exclusive charge on assets)	20,77,32,29,855.78	23,21,58,58,152.89	8,53,89,54,521.00	22,96,25,06,742.21	22,96,25,06,742.21
• Debt Securities	19,51,13,73,449.47	21,79,11,39,040.24	8,00,00,00,000.00	21,94,58,27,027.21	21,94,58,27,027.21
• IND - AS adjustment for effective Interest rate on secured Debt Securities	Nil	Nil	Nil	Nil	Nil
• Interest accrued/payable on secured Debt Securities	1,26,18,56,406.31	1,42,47,19,112.64	53,89,54,521.00	1,01,66,79,715.00	1,01,66,79,715.00
Asset Coverage Ratio (100% or higher as per the terms of offer document/information memorandum/debenture trust deed)	117%	123%	160%	201%	201%



ISIN wise details

Sr. No.	ISIN	Facility	Type of charge	Sanctioned Amount	Outstanding amount As on 31-03-2022	Cover Required	Assets Required
1.	INE812V07013	Non-Convertible Debt Securities	First Pari Passu	600 Cr.	600 Cr.	1 time of Bonds and interest	First charge on <i>paripassu</i> basis on Movable assets of Tehri HPP stage -I
2.	INE812V07021	Non-Convertible Debt Securities	First Pari Passu	1500 Cr.	1500 Cr.	1 time of Bonds and interest	First charge on <i>paripassu</i> basis on Movable assets of Tehri HPP stage -I including Book Debts of Tehri Stage -I
3.	INE812V07039	Non-Convertible Debt Securities	First Pari Passu	800 Cr.	800 Cr.	1 time of Bonds and interest	First charge on <i>paripassu</i> basis on existing and future movable asset of Koteshwar Hydro and Wind project located at Patan & Dwarka.
4.	INE812V07047	Non-Convertible Debt Securities	First Pari Passu	750 Cr.	750 Cr.	1 time of Bonds and interest	<i>Paripassu</i> first charge on the existing movable capital work in progress (CWIP) and future movable assets of Pumped Storage Plant located at Tehri.
5	INE812V07054	Non-Convertible Debt Securities	First Pari Passu	1200 Cr.	1200 Cr.	1 time of Bonds and interest	<i>Paripassu</i> first charge on the existing movable capital work in progress (CWIP) and future movable assets of Pumped Storage Plant located at Tehri.

Note: The principal and Interest accrued amount of Long term borrowing outstanding as on 30.06.2022 has been proportioned among movable asset, immovable asset and trade receivable based on its security for calculation of Debt securities and Interest Accrued on these debt securities shown in Table – I above.

c. Compliance of all the covenants/terms of the issue in respect of listed debt securities of the listed entity

We have examined the compliances made by THDC India Limited in respect of the covenants/terms of the issue of the listed debt securities (NCD's) and certify that such covenants / terms of the issue have been complied by THDC India Limited.

The above certificate has been given on the basis of information provided by the Management and the records produced before us for verification.




Restriction on Use

This certificate has been issued to the management of THDC India Limited to comply with requirements of LODR Regulations. Our certificate should not be used for any other purpose or by any person other than the Company. Accordingly, we do not accept or assume any liability or duty of care to any other person to whom this certificate is shown or into whose hands it may come save where expressly agreed by our prior consent in writing.

For **S.N.KAPUR & ASSOCIATES**

Chartered Accountants
Firm's ICAI Reg. No. 001545C



(CA. AVICHAL S.N. KAPUR)

Partner

M. No.: 400460

Place: Lucknow

Date: 10.08.2022

UDIN: 22400460 AOSR Q 01592.



टीएचडीसी इंडिया लिमिटेड
THDC INDIA LIMITED
CIN: U45203UR1988GOI009822



No. THDC/RKSH/CS/F-200/BSE-NSE

Date: 10.08.2022

BSE Limited	National Stock Exchange of India Limited
Floor 25, Phiroze Jeejeebhoy Towers, Dalal Street, Mumbai – 400001	Exchange Plaza, Bandra Kurla Complex, Bandra (East), Mumbai- 400051

Sub: Utilization Certificate under Reg 52 (7) of SEBI (LODR), 2015.

Dear Sir/ Madam,

Pursuant to Reg 52(7) of SEBI (LODR), 2015 we hereby confirm that non-convertible securities were not issued during the quarter ended June 30,2022 thereby, statement indicating the utilization of issue proceeds of non-convertible securities is not required to be submitted. Further, the proceeds of all series of bond issue have been fully utilized by the company and the utilization certificate for all the series of bonds have been submitted to the stock exchange.

Thanking you

For THDC INDIA LIMITED

(Rashmi Sharma)

Company secretary & Compliance Officer

प्रधान कार्यालय : गंगा भवन, प्रगतिपुरम, बाई पास रोड, ऋषिकेश-249 201
Corporate Office : GANGA BHAWAN, PRAGATIPURAM, BYPASS ROAD, RISHIKESH - 249201
पंजीकृत कार्यालय :- भागीरथी भवन (टॉप टेरिस) भागीरथीपुरम, टिहरी - गढ़वाल - 249201
Regd. Office : Bhagirathi Bhawan (Top Terrace), Bhagirathipuram, Tehri-garhwal-249001
टेलीफैक्स- 0135-2439463, Telefax : 0135-2439463, Website Address : www.thdc.gov.in
("हिन्दी को राजभाषा बनाना, भाषा का प्रश्न नहीं अपितु देशभियान का प्रश्न है")